

# Starter Template

— template — description : The template that gets you started author : Anika Henke email : anika@selfthinker.org lastupdate : 2024-01-21 compatible : Frusterick Manners, Elenor of Tsort, Detritus, «Ponder Stibbons», Hrun, Greebo, Hogfather, 2023-04-04 depends : conflicts : similar : screenshot\_img : :template:starter\_template.png tags : start, simple, sidebar

downloadurl : [https://github.com/selfthinker/dokuwiki\\_template\\_starter/zipball/master](https://github.com/selfthinker/dokuwiki_template_starter/zipball/master) bugtracker : [https://github.com/selfthinker/dokuwiki\\_template\\_starter/issues](https://github.com/selfthinker/dokuwiki_template_starter/issues) sourcerepo : [https://github.com/selfthinker/dokuwiki\\_template\\_starter](https://github.com/selfthinker/dokuwiki_template_starter) donationurl : [https://www.paypal.com/cgi-bin/webscr?cmd=\\_s-xclick&hosted\\_button\\_id=11071728](https://www.paypal.com/cgi-bin/webscr?cmd=_s-xclick&hosted_button_id=11071728)

---

The **Starter Template** is designed to be the starting point of your custom template. It has a lot of inline comments in the code which should explain many things. It focuses less on design, but more on maintainability.

It is done in a way which lets you worry less about DokuWiki's core styles. Instead you only need to care about the five main styles:

- **basic.css**: You probably only want to touch this if you'd like to change general font sizes and font stacks.
- **structure.css**: You probably only want to touch this if you'd like to change the general structure of the site (to 3 columns or have different widths or make everything fluid or switch the sidebar to the right, etc).
- **design.css**: Here you can style all the bits that surround the page content.
- **content.css**: Here you can style all of the page content.
- **mobile.css**: Here you can style all of the changes for mobile devices and smaller screens.

You can find further advice on [How to create an easily maintainable DokuWiki template](#) written by Andreas Haerter (based on a former blog post by Michael Klier).

Refer to [Template Development documentation](#) for general information.

## Download and Install

- For DokuWiki version 2014-05-05 (Ponder Stibbons) and later: Use the extension manager to install this template.
- For Binky or Weatherwax: You can [download an older version](#).
- If you're interested in a more stripped down version of the template, you can use the "[minimal](#)" [branch](#). That version hardly uses any CSS at all and doesn't include any additional functionalities.

Refer to [template](#) on how to install and use templates in DokuWiki.

# Configuration

These are in `[theme root]/starter/conf/default.php`. It can be changed from the Configuration panel.


config option	description	default value
<b>hideTools</b>	hide editing and other tools when not logged in	0
<b>sidebarIsNav</b>	use a nav element around the sidebar if it's mainly used for navigation, otherwise use an aside element (new since version 2021-01-25)	1

Config options in previous versions (removed in version 2021-01-25):

- **discussionPage**: Discussion page functionality was removed and can be replaced by using the [Talkpage Plugin](#); just change the `talkns` option from 'talk' to 'discussion' to use the same namespace as before
- **userPage**: User page functionality was removed and can be replaced by using the [Userpage Plugin](#)

## More Info

### Credits

- Thanks to  [Andreas Gohr](#) for general advice.
- Thanks to [Clarence Lee](#) for his design advice, especially concerning typography.

### Changes

If you are a template author using this template as a base for your own, you might want to check out the [list of detailed changes](#).

- [version 2024-01-21](#) (2024/01/21 16:12)
- [treat inline SVGs the same way as other IMGs in CSS](#) (2024/01/21 16:12)
- [adjust extensions for changed stylesheets from core in style.ini](#) (2024/01/21 16:11)
- [version 2021-01-25](#) (2021/01/25 17:15)
- [Hide background images from menu items inserted via plugins](#) (2021/01/25 17:12)
- [Add semantic section elements and config if sidebar is nav or not](#) (2021/01/25 17:11)
- [Add mobile menu \(but commented out\)](#) (2021/01/25 09:33)
- [Implement new menu system \(fixes #14\)](#) (2021/01/25 09:31)

### Demo

- <http://demo.selfthinker.org/>

## Templates based on Starter

- [the new default template since Adora Belle](#)
- [ACH](#)
- [monobook](#) (the DokuWiki CSS parts)
- [vector](#) (the DokuWiki CSS parts)
- [Taratasy](#)
- [Apricot](#)
- [Scanlines](#)
- [Writer's](#)
- [Zenlike](#)
- [Benjamin](#)
- [STM](#)

## Comments

- clear and useful ☑ great ☑
- thank you, this template is very clean and useful for most cases! love this :)
- Very nice stuff.

## How to translate this theme?

There are three files to translate:

- [lang/en/lang.php](#) is for everything you see on the frontend (although the «accessibility headlines» are hidden for most users) plus descriptions for style.ini placeholders which the [Styling](#) plugin in the admin section uses. This file is the most important to translate.
- [lang/en/settings.php](#) is for the configuration admin. This file is not as important as the other, as it will only be seen by the admin(s).
- [lang/en/style.txt](#) is for extra information about configuration of the template displayed under the form of the [Styling](#) plugin in the admin section.


You can either send me language files to update by email or post them here or in the [bugtracker](#). Please have a look at the [available translations](#) first.

## How to insert a logo image instead of text?

Open the template's `main.php` and search for «logo». It's explained in there.

## CSS bug w/ zoom plugin

An image included with the zoom plugin will scroll over the footer and hide it

I cannot reproduce this. Do you have any more specific information? (Browser, other installed plugins, etc?) —  [Anika Henke](#) 2011/05/02 16:45

## Tools hidden - can't login

In the template config, I selected «*hide editing and other tools when not logged in*» and then I logged out. But now I can't log in as there is no «Login» button/link showing.

Am I missing something? — *Nactus 2011-11-10*

You probably need to save/remember the login URL (you can get it just by adding `?do=login` to any DokuWiki URL). In fact I use the following `w_bookmarklet`:

```
javascript:window.location=window.location+"?do=login"
```

(I'm assuming the use of `w_webserver rewriting`) —  [Antonio Bueno](#) 2011/11/11 21:40

That sounds like a good idea! Thanks — *Nactus 2011-11-13*

## Backlink for Discussion Has Wrong Page ID

in line 31 of `tpl_functions`

```
tpl_pagelink($backID, $backTitle);
```


returns

```
discussion:home
```

for the page ID when the link is built. The issue is not with the `_tpl_discussion` function as replacing `$backID` with `'home'` produces the same problem.

A fix is:

```
tpl_pagelink(':'.$backID, $backTitle);
```

Thanks. That's fixed since today's release. —  [Anika Henke](#) 2014-05-19 03:24

From:

<http://www.book51.ru/> - **book51.ru**

Permanent link:

<http://www.book51.ru/doku.php?id=wiki:devel:templates:starter>

Last update: **2024/08/24 21:38**

